



*The*  
**OUTCROPPING**  
*Collection*

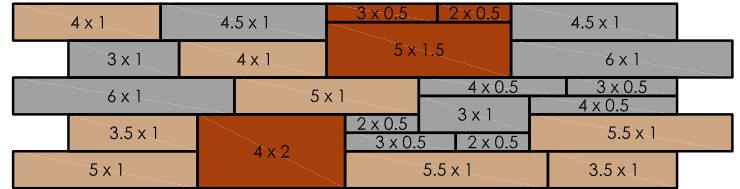
**ROSETTA** THE LOOK AND FEEL OF NATURE



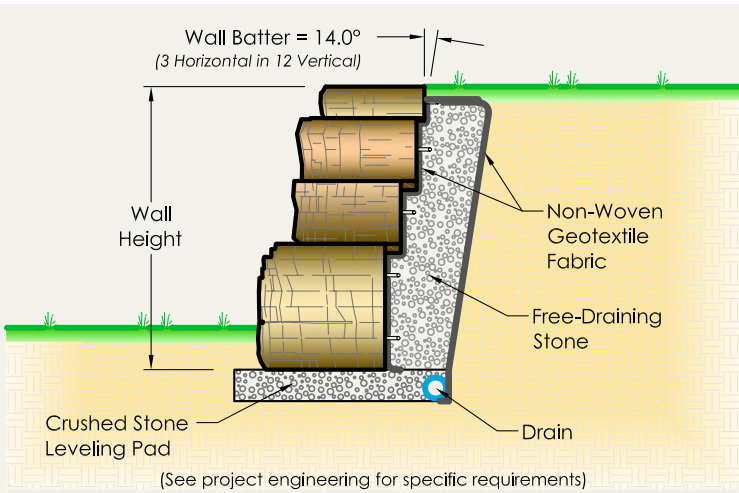
**FEATURES**

- **Beautiful** weathered stone textures.
- Consistent dimensions = **fast installation.**
- Quality materials = **long term durability.**
- **Engineered, interlocking** units suitable for any application.
- Multiple **natural color blends.**

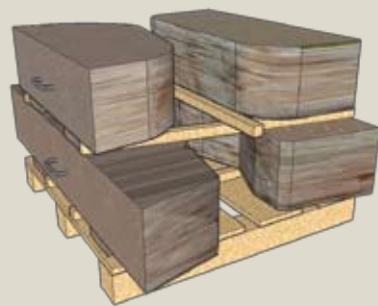
Pre-drawn patterns and custom layout software save time in estimating and installation.



Download at [www.discoverrosetta.com](http://www.discoverrosetta.com)




Rosetta is a fully engineered system, capable of performing in any structural application. For details, specifications, and over 200 pre-drawn cross-sections please visit [www.discoverrosetta.com/engineering](http://www.discoverrosetta.com/engineering)



**Sample Pallet**

**Pallet A: 18s.f. , 4,000 lbs**



**Pallet B: 18s.f. , 4,000 lbs**



**Pallet C: 18s.f. , 4,000 lbs**

